



Jimmy Fund Bingo – How to Play:

1. Print or draw the Bingo cards you received via email. Remember to copy down your personal Bingo card number, located in the four outer corners of your cards. **You will need to refer to your card number if you win Bingo.**
2. Collect 25 items (per card) around your home to use as Bingo chips. We recommend reusable items, so you can use the same card for multiple games. These can be scraps of paper, pennies, macaroni, paper clips—get creative!
3. Visit the [Jimmy Fund Facebook page](#) on the day of the event, about 5 minutes before the start time. We recommend that you log in to your Facebook account for the best user experience.
 - a. **Don't have a Facebook account?** No problem! Navigate to [the Jimmy Fund Facebook page](#) where you can watch and listen to the livestream. If you win Bingo you can email JimmyFundBingo@dfci.harvard.edu with your name and winning Bingo card number.
4. At the scheduled start time, the live video will appear on right hand side of the Jimmy Fund Facebook page. If you do not see the video, refresh the page.
5. The host(s) of the Bingo Night event will explain the rules and call out Bingo numbers for 3 –4 rounds of Bingo. For each round, you may reuse cards from previous rounds. You may play more than one Bingo card at a time.
6. If you win, comment “BINGO” along with your card number in the Facebook Live comments section. A Jimmy Fund staff member will reach out to you early the following week via the email address that your Bingo card is registered to.

Contact Us!

If you have further questions or need help getting set up, please contact the Bingo Team at JimmyFundBingo@dfci.harvard.edu.



How to Win:

To win Classic Bingo, get 5 numbers on your Bingo card in a row horizontally, vertically, or diagonally.



JIMMY FUND LET'S GAME				
B	I	N	G	O
22	14	5	16	13
2	27	36	40	10
8	44	★	13	17
7	11	4	1	18
24	21	34	42	39

JIMMY FUND LET'S GAME				
B	I	N	G	O
22	14	5	16	13
2	27	36	40	10
8	44	★	13	17
7	11	4	1	18
24	21	34	42	39

JIMMY FUND LET'S GAME				
B	I	N	G	O
22	14	5	16	13
2	27	36	40	10
8	44	★	13	17
7	11	4	1	18
24	21	34	42	39

Enable Closed Captioning:

On Mobile



1. Navigate to www.facebook.com/thejimmyfund
2. The live video will appear approximately 5 minutes before the event start time; if you do not see the live video, click the refresh button  after a minute or two
3. Once you are viewing the live video, tap on the three dots  on the upper right-hand side
4. Select "Captions"
5. Turn captions on/off

Contact Us!

If you have further questions or need help getting set up, please contact the Bingo Team at JimmyFundBingo@dfci.harvard.edu.




On Desktop

1. Navigate to www.facebook.com/thejimmyfund
2. The live video will appear on the right-hand side of the desktop screen approximately 5 minutes before the event start time; if you do not see the live video, click the refresh button  after a minute or two
3. Once you are viewing the live video, click on the "CC" button  on the lower right-hand side of the live video and turn captions on/off

Having Technical Difficulties During the Game?

First, try refreshing your page.

If the problem persists, message the Jimmy Fund Facebook page using the "message" button  or commenting in the livestream chat.

You can also reference our [Frequently Asked Questions](#).

Contact Us!

If you have further questions or need help getting set up, please contact the Bingo Team at JimmyFundBingo@dfci.harvard.edu.